

# LOCKPORT TOWNSHIP HIGH SCHOOL GUIDANCE SERVICES DEPARTMENT

## COLLEGE CALENDAR FOR PARENTS


The timeline that follows provides a general time frame of suggested activities to assist your child in the college/career selection process. Parents are encouraged to contact the Guidance Services Department for additional assistance.

### Freshman Year

- Discuss academic and career plans with the guidance counselor.
- Attend annual college fairs at Joliet Junior College and Lockport Township High School.
- Review results of your child's ability and interest inventories.
- Discuss the impact of grades and course selection on college admission.
- Check curriculum requirements for college entrance.
- Encourage involvement in extracurricular activities, volunteering, and internships or other work experiences.
- Plan for college expenses...explore your savings options.

### Sophomore Year

- Attend annual college fairs at Joliet Junior College and Lockport Township High School.
- Start to network with your child's teachers and counselor.
- Begin exploring appropriate college options with your child.
- Continue your support of extracurricular involvement and encourage participation in leadership roles.
- Encourage your child to begin career and college exploration in the College/Career Center.
- Support your child's involvement in volunteer services or organizations. Volunteerism may support admission and scholarship opportunities.
- Review the high school's Program of Study/graduation requirements and plan a course selection based on your post high school goals.
- Research career choices and colleges/universities/vocational schools where one can be trained for these occupations. The College/Career Center, located in Guidance Services, is an excellent place to do this.
- Establish excellent working relationships with teachers, counselors and other adults in the building. You may need them to write a letter of recommendation on your behalf.



# **LOCKPORT TOWNSHIP HIGH SCHOOL**

## **GUIDANCE SERVICES DEPARTMENT**

### **Junior Year**

- Begin college visitations.
- Attend annual college fairs at Joliet Junior College and Lockport Township High School.
- Consider ACT preparation classes for your child.
- Schedule a visit to the College/Career Center at LTHS to obtain additional information regarding college selections, scholarships, financial aid, testing information, etc.
- Review results of ACT test with your child. Consider registering for a National ACT Test.
- Attend information sessions and college nights sponsored by the high school.
- Consult with your son's or daughter's high school counselor for college search ideas and advice.
- Review all options. If a school seems too costly, find out what scholarships and other financial assistance may be available to you.
- Support your child's involvement in volunteer services or organizations. Volunteerism may support admission and scholarship opportunities.

### **Summer before Senior Year**

- Help your son or daughter sort through college mail as it arrives.
- Review ACT/SAT results and discuss whether your child should retest.
- Visit different types of schools: small and large, vocational and liberal arts, private and public.
- Develop a list of questions for colleges and take them with you on your visits.
- Draft a generic personal essay.
- Encourage student athletes to register with the NCAA Clearinghouse.

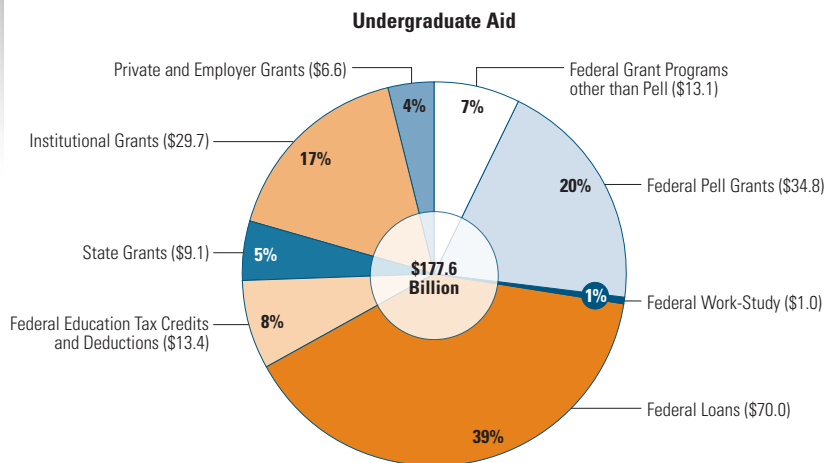
### **Senior Year**

- If applicable, encourage your child to write an essay or personal statement.
- Encourage your child to request recommendations from teachers or counselors if required by colleges.
- Schedule a visit to the College/Career Center at Lockport Township High School to obtain additional information regarding college selections, scholarships, financial aid, testing information, etc.
- Attend annual college fairs at Joliet Junior College and Lockport Township High School.
- Contact counselor to discuss your child's post-graduation plans.
- Continue college visits.
- Review college applications for accuracy. Include required application fees.
- Submit completed transcript requests to the College/Career Center Manager. It is suggested that all applications be submitted by November 1.
- Review local scholarship information (available in January) and deadlines. Encourage your child to submit completed local scholarship applications by required deadlines.
- Collect all of your tax information and file for financial assistance in a timely fashion. Keep copies of all financial aid application information.
- Apply for financial aid by completing the FAFSA (FAFSA applications are not available until December of your child's senior year.).
- Notify the chosen school of the final decision and send in the tuition deposit. It is also common courtesy to notify all other schools that granted acceptance.
- Submit housing deposits.

# Total Undergraduate and Graduate Student Aid by Type

In 2010-11, federal loans constituted 39% of student aid received by undergraduates and 69% of total graduate student aid. Federal grants constituted 27% of the financial aid on which undergraduate students relied and only 2% of the aid provided to graduate students.

**FIGURE 2A**  
Undergraduate Student Aid by Source and Type (in Billions), 2010-11



- The 17% of undergraduate aid in the form of institutional grants in 2010-11 constituted 32% of all undergraduate grant aid. The federal government provided 51% of undergraduate grant aid.

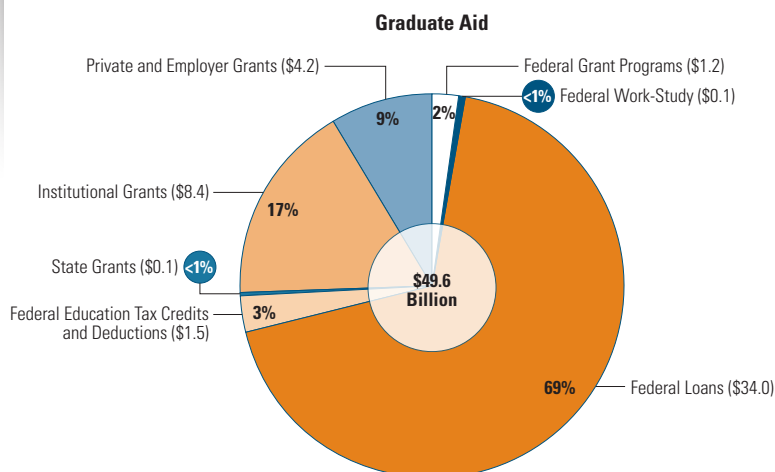
- The 17% of graduate student aid in the form of institutional grants in 2010-11 constituted 60% of all grant aid for graduate students. Colleges and universities also provided fellowships and assistantships to many graduate students.

- The 9% of graduate student aid in the form of grants from employers and other private sources constituted 30% of all grants to graduate students.

## ALSO IMPORTANT:

- In fall 2010, an estimated 14.3 million (87%) of the 16.3 million full-time equivalent (FTE) postsecondary students were undergraduates, and 2.1 million (13%) were graduate students.

**FIGURE 2B**  
Graduate Student Aid by Source and Type (in Billions), 2010-11



- Graduate students include both those enrolled in master's or doctoral programs and those in professional programs in fields such as law and medicine, who are much more dependent on student loans.

- Undergraduate and graduate students are distributed differently across sectors. Thirty-nine percent of FTE undergraduate enrollment is in the public four-year sector, 31% is in public two-year colleges, 16% is in private nonprofit four-year institutions, and 12% is in the for-profit sector, with a small share in other institutions. Forty-eight percent of FTE graduate enrollment is in the public four-year sector, 41% is in private nonprofit four-year institutions, and 10% is in the for-profit sector.

- Undergraduate students are considered dependent, with their aid eligibility a function of their own and their parents' financial circumstances, unless they are at least 24 years of age or are orphans or wards of the court, homeless unaccompanied youth, married, veterans, on active duty, or have legal dependents. In contrast, all graduate students are independent for purposes of federal financial aid, so their eligibility for need-based aid depends only on their own income and assets for most programs.

NOTE: Percentages may not sum to 100 and components may not sum to total because of rounding. See Notes and Sources for a list of programs included in Federal Grant Programs. Nonfederal loans are not included in Figures 2A and 2B because they involve no subsidy and are not actually a form of financial aid.

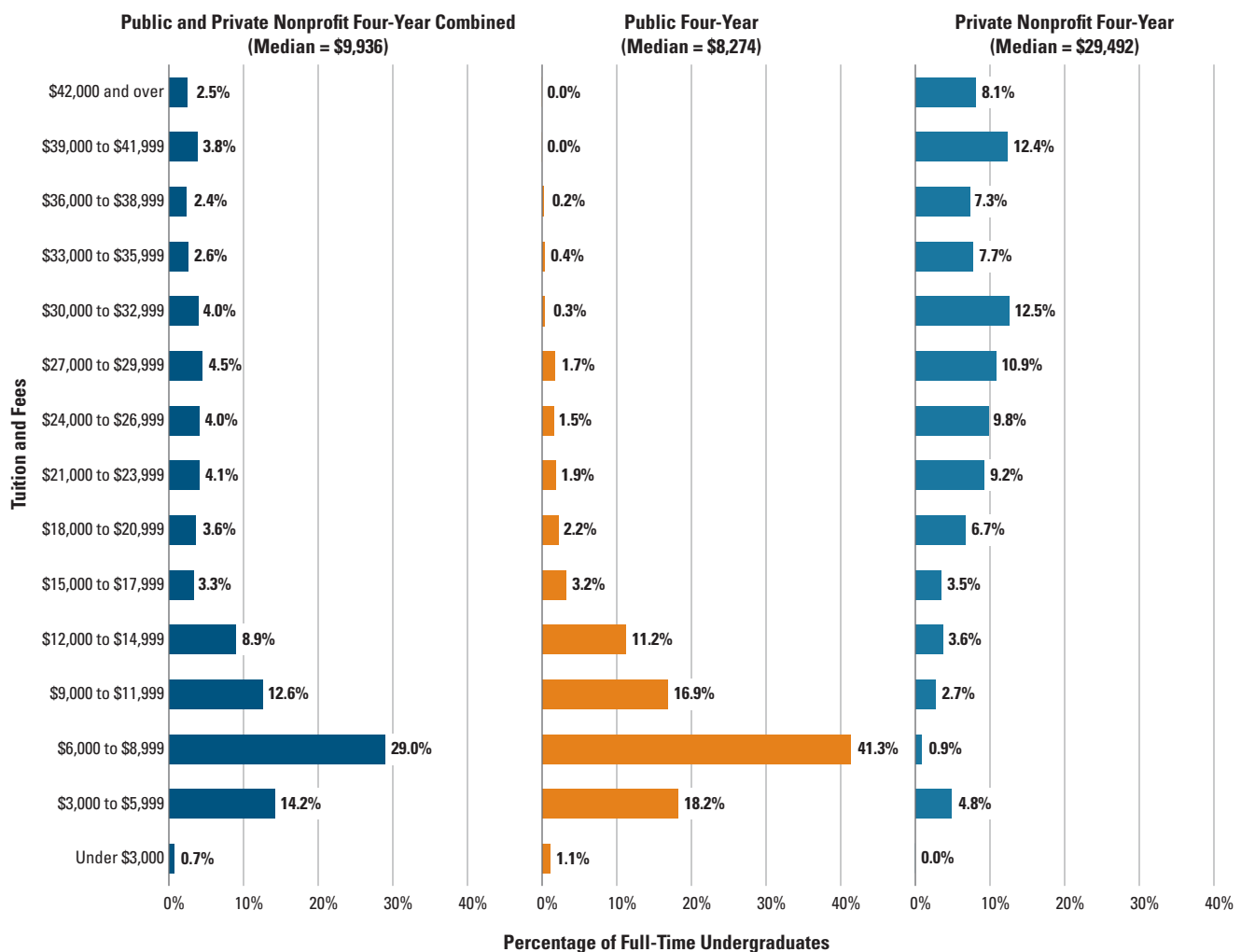
SOURCE: Trends in Student Aid website (<http://trends.collegeboard.org>), Tables 1A and 1B.

# Variation in Tuition and Fees, 2011-12

Half of all full-time students at public and private nonprofit four-year colleges and universities attend institutions charging tuition and fees of \$9,936 or less, and half attend institutions with published prices of \$9,936 or more.

- The median full-time public four-year college student, including both in-state and out-of-state students, is enrolled at an institution with published tuition and fees of \$8,274, and the median student in the private nonprofit four-year sector faces published charges of \$29,492.
- About 28% of full-time private nonprofit college students are enrolled in institutions charging \$36,000 or more. Because virtually no public college students face this level of charges, only 9% of all public and private nonprofit four-year students combined are enrolled in these institutions with the highest published prices.
- About 19% of full-time students at public four-year colleges and universities are enrolled in institutions charging less than \$6,000. About 5% of students at private nonprofit four-year colleges and universities are enrolled in institutions in this price range.

**FIGURE 2** Distribution of Full-Time Undergraduates at Four-Year Institutions by Published Tuition and Fees, 2011-12



NOTE: For out-of-state students enrolled in public four-year colleges, the nonresident premium has been added to in-state tuition and fees. Some out-of-state students actually pay lower prices because of reciprocity agreements, which allow students from neighboring states to pay less than the full out-of-state price. The distribution of students across institutions is based on the latest available enrollment data, which are for fall 2010. Percentages may not sum to 100 because of rounding.

SOURCE: The College Board, *Annual Survey of Colleges*.