

Preschool Internship

Day Care Project



Name _____

Age group _____ # of Children _____

Name of Center _____

_____ 50 floor plan

_____ 117 equipment & supplies

_____ 5 promptness

_____ 3 presentation

_____ Total 175 pts

Guidelines:

Place the following items in this order in a 3 ring binder:

1. This Page
2. Floor plan grading sheet
3. Floor plan
4. Equipment and supply grading sheet
5. Pages for equipment and supplies/ pricing pages for each area
(For example: Art, pricing page, Science, pricing page, Literature, etc.)
THESE MUST BE IN PROPER ORDER AND EACH ITEM MUST BE LABELED.

<https://www.schoolspecialtyonline.net/browseProducts.jsp?URLID=1007>

click on Early Childhood and also Furniture and Equipment

When you come into our school please remember - it is a child's world! These activities are -

Their Work

Their Ideas

Their Fun

Sometimes a child's idea of decoration, beauty and good housekeeping does not coincide with adults.

A child's imagination is great! Children can do wonderful things - - paint the wind, dance like a leaf and find joy and happiness in performing simple tasks. These are abilities that adults may have lost along the way.

Enter and return for a brief visit to the wonderful world of young children. Enjoy their enthusiasm for living and learning!

-Author Unknown

Name: _____

EACH AREA OR ITEM MUST BE LABELED ON FLOOR PLAN!!!

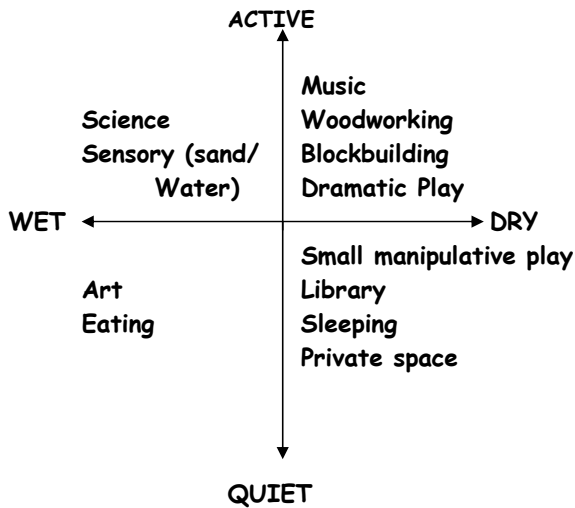
- ___/3 Bathroom
- ___/2 Drinking fountain
- ___/3 Cubbies
- ___/3 Cots
- ___/3 Eating Area - tables and chairs
- ___/3 Carpet Areas
- ___/3 Water Table - Sensory Motor
- ___/3 Art
- ___/3 Science
- ___/3 Literature/ Quiet Area
- ___/3 Music
- ___/3 Dramatic Play
- ___/ Woodworking (optional)
- ___/3 Large block building
- ___/3 Small manipulatives
- ___/3 Gross motor
- ___/3 Exit Doors
- ___/3 Windows
- ___/1 Fire Alarm

___/50 Total

USE THE BASIC ACTIVITY AREA GUIDE WHEN PLANNING FLOOR

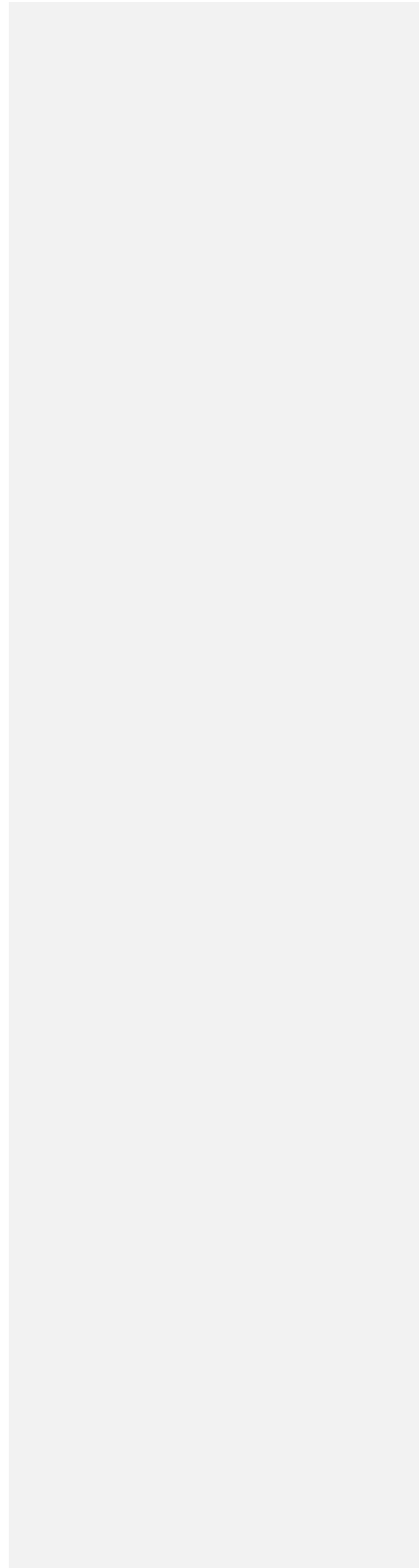
KEEP THESE IN MIND:

- PRINCIPLES OF ROOM ARRANGEMENT**
- Whenever possible, arrange areas around the edges of the room. This allows the center of the room to be used for traffic flow.
 - Arrange shelving units so the teacher can clearly view the entire room.
 - Store objects together that are used for the same activities.
 - Place the art area near a water source.
 - Place quiet activities far from wet activities.
 - Provide open space for blockbuilding and group activities.
 - Define areas by arranging storage units into U or L shapes.
 - Provide a private space where children can be alone



<http://www.pdfpad.com/graphpaper/pdf/c-i-14.pdf>

Go to this site to print free graph paper.



Preschool Internship Equipment and Supply Grading Sheet

Name: _____

Remember to label each item under activity area. You will be graded only on the required items. If you want to choose extra items, have fun!!

ART:

_____/20 easels, smocks, paint, brushes, paper, clay, crayons, scissors, paste, glue, storage

SCIENCE:

_____/10 magnets, magnifying glasses, plants, cages (aquarium), table & chairs, storage

LITERATURE:

_____/8 20 books, pictures for vocabulary, flannel board stories, carpet, storage shelves

MUSIC:

_____/8 CD player, CDs, band instruments, carpet, storage

DRAMAIC PLAY:

_____/14 small blocks, housekeeping center, mirror, dolls, woodworking, riding toys, dress up clothes, storage

LARGE BLOCK BUILDING:

_____/4 large blocks, carpet, storage

MANIPULATIVE:

_____/12 puzzles, pegs, legos, beads, cognitive games, tables and chairs, storage

GROSS MOTOR:

_____/8 climber, rocking boat, balance beam, balls

SENSORY MOTOR:

_____/4 water/dry table, sensory table toys

NAP TIME:

_____/4 cots, sheets (blanket -provide own)

MEALTIME:

_____/4 tables and chair

CUBBIES:

_____/5 1 per child

FIRST AID KIT:

_____/2 1 per room; 1 for field trip

PRICING PAGES:

_____/9 PRICING PAGE FOR EACH ACTIVITY AREA

TOTAL:

_____/112

ART LEARNING CENTER

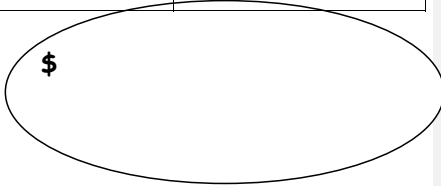
QUANTITY	DESCRIPTION	UNIT PRICE	TOTAL

Comment [d1]: You can copy and paste this from the site

Comment [d2]: This is the quantity multiplied by the unit price

GRAND TOTAL:

\$

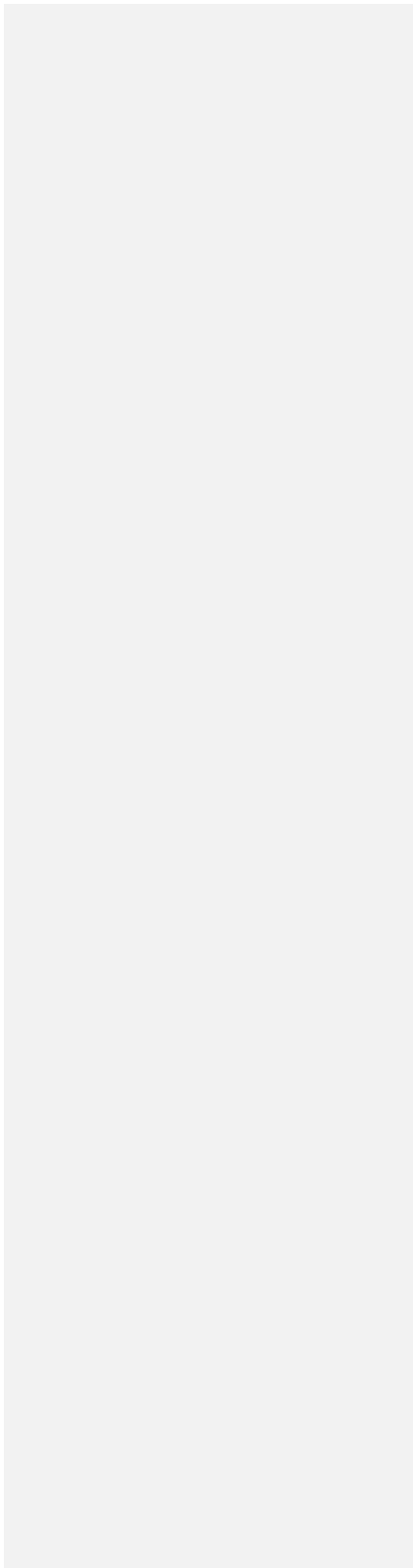


LITERATURE LEARNING CENTER

QUANTITY	DESCRIPTION	UNIT PRICE	TOTAL

GRAND TOTAL:

\$

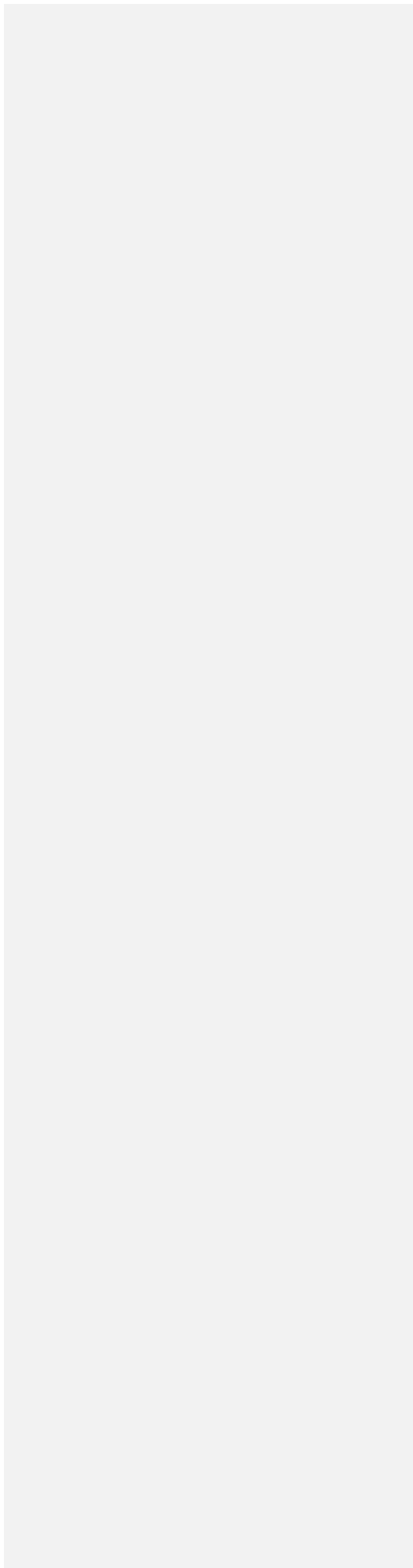
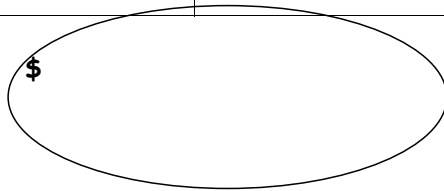


MUSIC LEARNING CENTER

QUANTITY	DESCRIPTION	UNIT PRICE	TOTAL

GRAND TOTAL:

\$

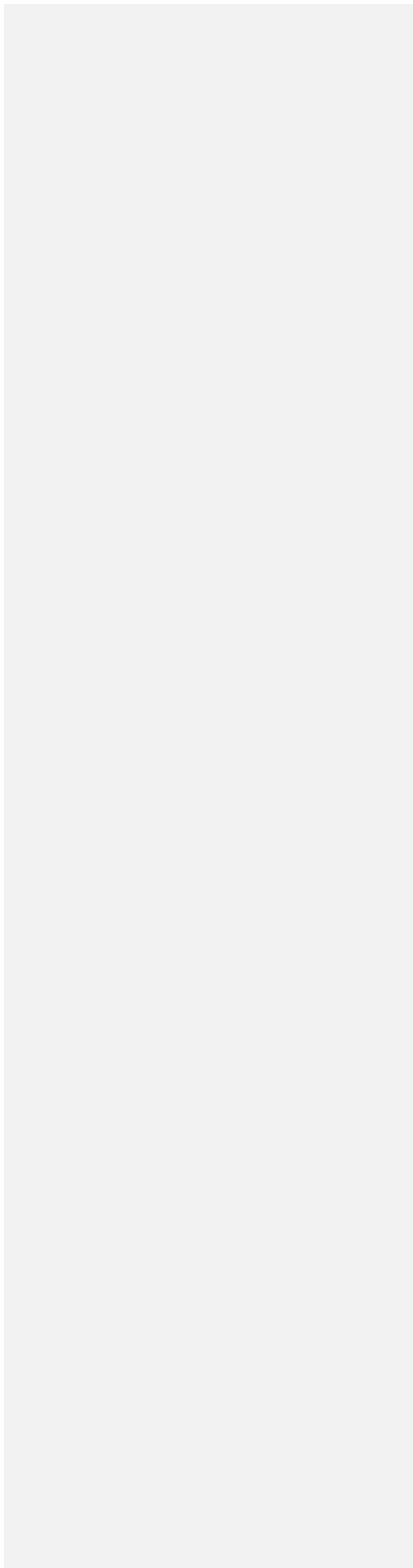
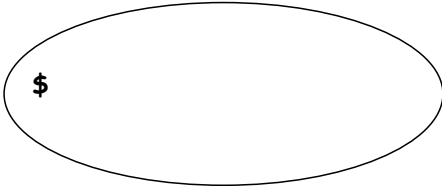


DRAMATIC PLAY LEARNING CENTER

QUANTITY	DESCRIPTION	UNIT PRICE	TOTAL

GRAND TOTAL:

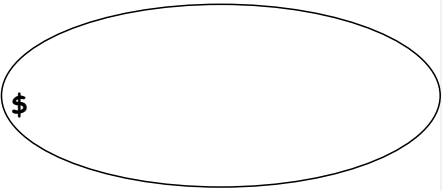
\$




MANIPUTLATIVE PLAY LEARNING CENTER

QUANTITY	DESCRIPTION	UNIT PRICE	TOTAL

GRAND TOTAL:

\$ 




GROSS MOTOR LEARNING CENTER

QUANTITY	DESCRIPTION	UNIT PRICE	TOTAL

GRAND TOTAL:

\$

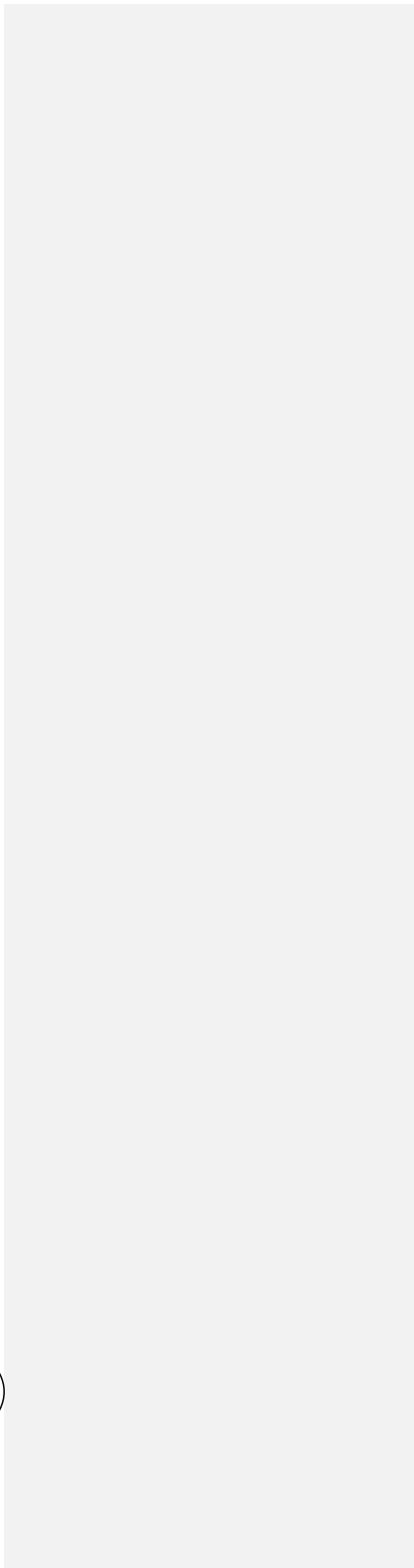



SENSORY MOTOR LEARNING CENTER

QUANTITY	DESCRIPTION	UNIT PRICE	TOTAL

GRAND TOTAL:

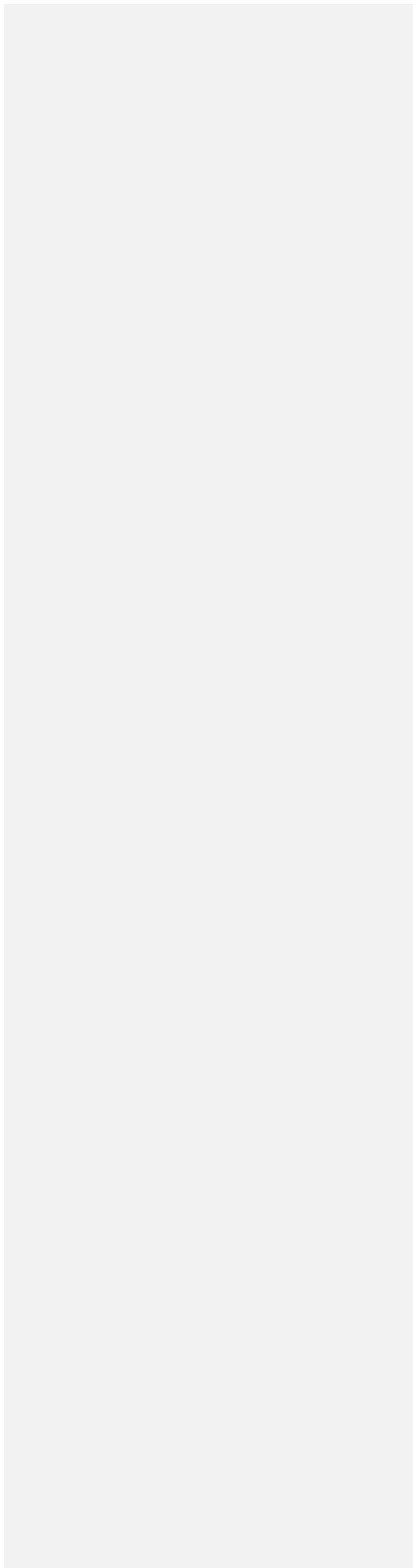
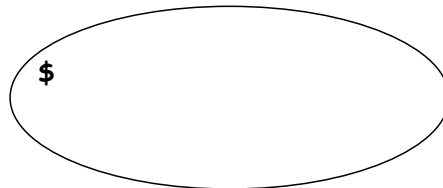
\$



NAP TIME LEARNING CENTER

QUANTITY	DESCRIPTION	UNIT PRICE	TOTAL

GRAND TOTAL: \$

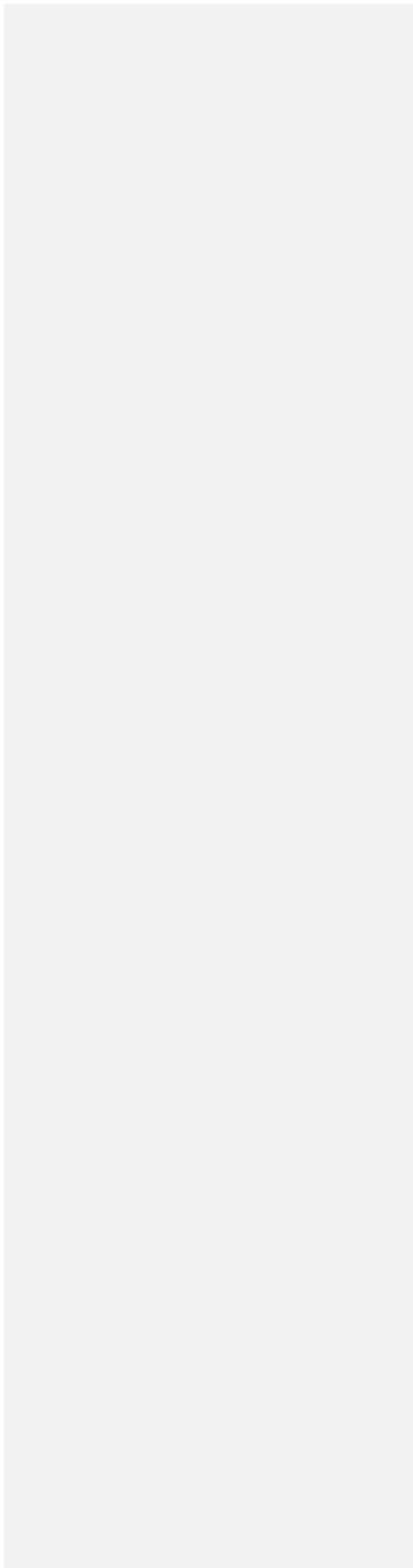


MEAL TIME LEARNING CENTER

QUANTITY	DESCRIPTION	UNIT PRICE	TOTAL

GRAND TOTAL:

\$


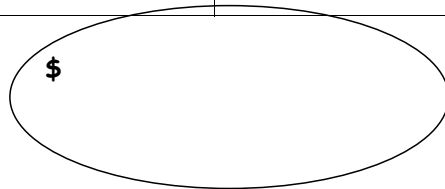


CUBBIES LEARNING CENTER

QUANTITY	DESCRIPTION	UNIT PRICE	TOTAL

GRAND TOTAL:

\$

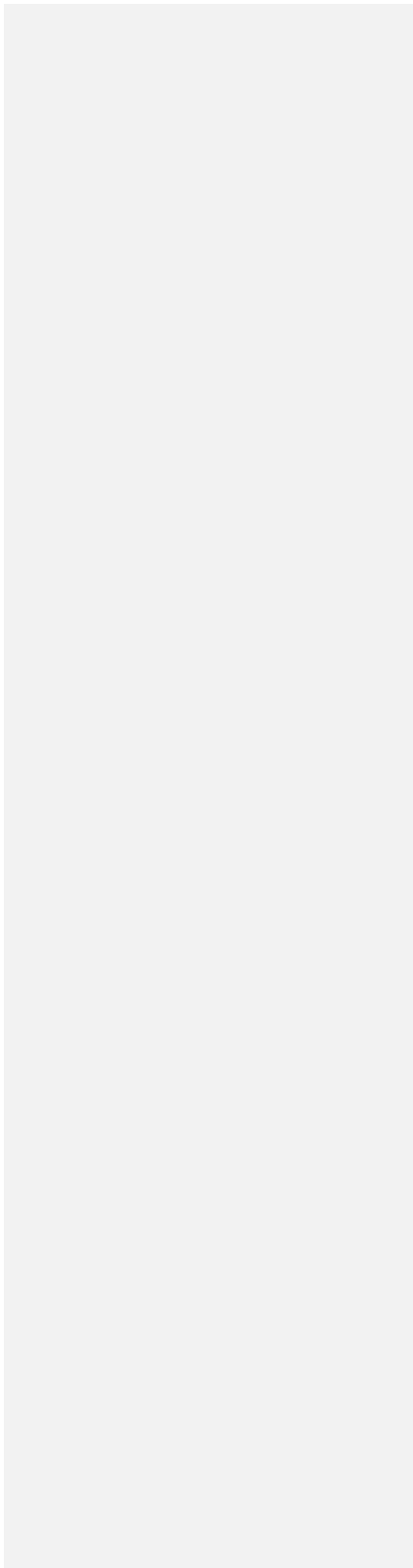


FIRST AID KIT LEARNING CENTER


QUANTITY	DESCRIPTION	UNIT PRICE	TOTAL

GRAND TOTAL:

\$



Preschool Internship



GRAND TOTAL SHEET

\$		ART
\$		SCIENCE
\$		LITERATURE
\$		MUSIC
\$		DRAMATIC PLAY
\$		LARGE BLOCKS
\$		MANIPULATIVE
\$		GROSS MOTOR
\$		SENSORY MOTOR
\$		NAP TIME
\$		MEALTIME
\$		CUBBIES
\$		FIRST AID
\$		GRAND TOTAL

